

Information for New Students

CHARACTER DEVELOPMENT. ACADEMIC EXCELLENCE. MINISTRY EXPERIENCE.

Welcome!

Welcome to Pacific Life Bible College. You are now a member of the PLBC community!

Studying at PLBC requires more than just your mind. We are just as interested in the condition and growth of your heart. Although we don't have a detailed list of do's and don'ts, anything that isn't God glorifying and/or community building will be addressed, discussed, and adjusted to align with principles in Scripture. We are a community, connected by the Holy Spirit and blood of Christ, committed to loving God and laying down our lives for one another so that we may be better prepared for the work God has called us to.

We are excited at your decision to follow God's leading and study at PLBC. Your experience here will be challenging, rewarding, and life changing!



Inside...

- Living in Residence (What to bring, etc.) - P.2
- FAQs (Common Questions, Rules, etc.) - P.3
- Local Area (Things to do, etc.) - P.5
- Moving In & Registration Procedures - P.6
- Surrey Map - P.7



15030-66A Avenue, Surrey, BC V3S 2A5 CANADA
Toll Free: 1.877.597.7522 or 604.597.9082 Fax: 604.597.9090
plbc@pacificlife.edu | www.pacificlife.edu

Information for New Students

Living in Residence

ALL STUDENTS ARE REQUIRED TO LIVE ON CAMPUS THEIR FIRST YEAR AT PLBC UNLESS THEY ARE OVER 21 OR LIVE AT HOME WITH THEIR PARENTS.

It can be a nerve wracking experience moving into a new place (for some this will be the first time) and we want you to get a feel for what it will be like.

On top of meeting new friends and eating great food, you'll be stretched and encouraged to grow even more in your relationship with God.

What to Bring

Your rooms is not a mansion so please bring only what you need. Each student is provided with a bed and mattress, closet, desk, and dresser. You will need to bring:

- pillow & pillow case**
- bedspread/linens (twin size)**
- towels**
- laundry soap**
- desk lamp**
- alarm clock**
- personal toiletries**
- quarters for the laundromat (\$1/load)**
- medical coverage (required)**

What Not to Bring

TV's (a common tv is located in the student lounge), gaming systems, candles, incense, pets, alcohol, cigarettes, illegal drugs, fireworks, firearms, or ammunition.

Weather

Our weather from October to April is cold enough to need a sweater and coat. We also have a lot of rain in the winter and spring so a raincoat is recommended.

Employment

Foreign students are only allowed to work on campus (due to Canadian laws) but

currently there are no campus jobs available. U.S. Students can apply for jobs in Blaine, WA, which is a 20 minute drive from the campus.

Medical Concerns

Please make PLBC staff aware of any medical/dietary concerns you have. You should also know that pharmaceuticals are probably more expensive here and brands are usually different. All students are required to have medical insurance while they attend PLBC (proof of insurance must be given by registration).

Transportation

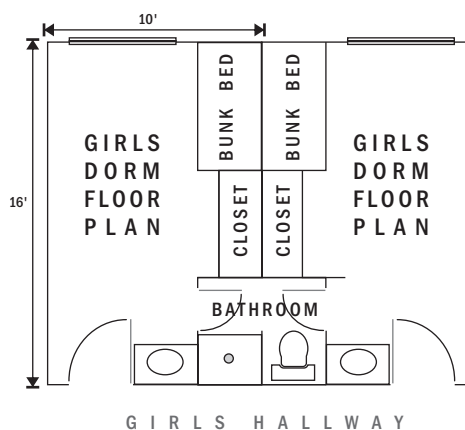
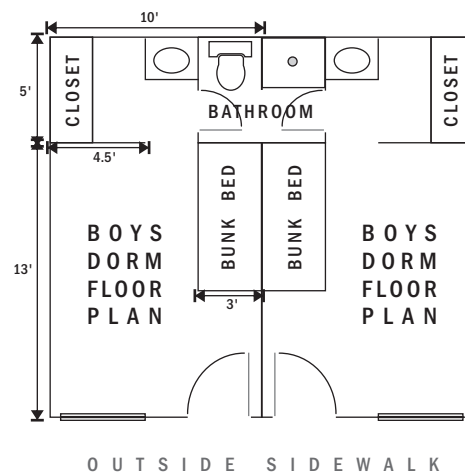
If you require transportation on arrival we will be able to help if you give us advance notice by submitting the online form: www.pacificlife.edu/pickup. There is a bus stop close to the campus with hourly service.

Visitors/Parents

We encourage family members and friends to come and visit our campus. Visitors are required to check-in with the Office or Resident Manager.

International/US Students

If you are planning on shipping some of your belongings in advance, please mark 'used goods' and give them no commercial value. If you do not do this then the courier/shipping company will bill you large amounts for duty and other taxes!



Each room is equipped with two desks, one double dresser, two chairs, two bulletin boards, one bunk bed, two twin mattresses, one mirror, one sink, and one large closet. For every two rooms there is one bathroom with a toilet and shower that connects them.



Become a *Fan* of PLBC on Facebook. Search "Pacific Life Bible College".



FAQ's

What is a LIFE Group?

Within three weeks of your first semester, you'll get to pick a LIFE Group to join. LIFE Groups are led by peers and are 4-6 in number. They meet one hour a week for prayer, discussion, peer-mentoring, accountability, and laughs.

What kind of rules does PLBC have?

Instead of compiling a manual of do's and don'ts we have our community standards and student handbook (find it online). These guidelines provide the foundation for how we live together in community.

Is Dating Allowed?

We expect students to wait at least one semester before diving into a specific relationship to ensure individual and community growth and health.

Is Drinking or Smoking Allowed?

Students are not permitted to drink alcohol or smoke. These guidelines are set to maintain good health and an example of spiritual leadership.

Does PLBC have a dress code?

Our dress code is neatness, cleanliness, and modesty. While we don't have a uniform or pull out the ruler, we expect students to dress with respect for themselves and others. We share our campus with a K-12 school that uses the uniform system and so we strive to dress as appropriate role models for these younger students.

What will a typical day look like?

A typical day will begin with breakfast at 7:00 a.m.; Morning Worship at 7:30 a.m.; Class at 8:00 a.m.; Lunch at 12:30 p.m.; all afternoon to study and/or attend class; Dinner at 5:30 p.m.; all evening to study, do ministry, or relax.

What do the guidelines say about entertainment choices?

Students are expected to make entertainment choices that glorify God and build each other up. This sometimes means sacrificing things that we'd normally watch or listen to and choosing what's better for us and our community. For more specifics please read the Student Handbook.

Does PLBC have curfew?

In order to help students get to sleep at a regular and healthy time, residents have a curfew of midnight on weekdays and 1:00 a.m. on weekends/holidays.

How can I find a local church?

All students are required to commit to and participate in the life of a local church by the sixth week of the semester. A church directory is available online at www.pacificlife.edu/churches.

How can I pay?

We accept cheques, money orders, cash, Interac, MasterCard or VISA. International students are encouraged to bring a compatible bank card (PLUS Compatible).

What kind of a wireless card do I need to access the internet?

Our wireless internet runs on an 802.11a/g signal. You will need a wireless network adapter compatible with this signal.

Can I get my own phone line?

Yes, students may get their private phone by calling Telus (604.310.2255).

What cell phone networks are compatible?

You will need to contact your current cell phone provider and ask them if you will have coverage in Surrey, BC.

COMPLETE GROWTH

Growth through community can be accomplished through becoming spiritually, relationally, physically, and academically fit.

Spiritually Fit

Your relationship with Jesus is the most important area of your life and so you'll be required to participate in a LIFE Group, attend chapels, grow through personal devotions, and get involved in a local church of your choice.

Relationally Fit

Life is all about living in relationship with one another and we want to help you become more relationally fit. That's why we involve you in LIFE Groups, student activities, and mentoring to help you deal with life's bumps and bruises.

Physically Fit

It's amazing how many areas of life are connected to the limitations of our physical bodies. We encourage every student to stay active through exercise, eat nutritiously, and get a good night's rest.

Academically Fit

The majority of classes are held in the morning, leaving the afternoon and/or evenings open for studying and research. Our faculty and staff are very friendly and will gladly assist you in your study. Campus computers and research materials are available in the library.

DOWNLOAD THE STUDENT HANDBOOK
WWW.PACIFCLIFE.EDU/DOWNLOADS

FAQ's Continued

Can I transfer any courses or take Distance Education in advance?

Please call PLBC and ask to speak to your program counselor about transferring courses and the possibility of taking correspondence courses in advance.

How/when can I apply for bursaries and scholarships?

Go to www.pacificlife.edu/financialaid to see what scholarships and bursaries are available.

What if I don't have a computer?

That's okay. The computer lab in the library is available for study and email.

Can Commuting Students Hang Out in Dorms and Eat Meals?

Commuting students are welcome to use all of PLBC's rec rooms and can purchase meals in the cafeteria. It is recommended that commuters purchase a meal card to increase their savings on meals. Commuting students can also sleep over with friends providing permission is given in advance. Commuting Students are expected to abide by the same guidelines as residents when on campus.

I hear PLBC's Internet has a filter, is this true?

PLBC uses a corporate Internet filter that blocks sites/pages with questionable content. Students are required to login using a unique username and password which allows PLBC to track personal Internet history. PLBC also has guidelines on Internet use that requires bandwidth conservation to keep tuition affordable.

Where is good place to exchange money?

Canadian Currency Exchange located at 15241 16th Ave., South Surrey (604-535-0222).

Where is a good medical walk-in clinic?

Panorama Village Medical Clinic at #103-15157 56 Avenue, Surrey, BC (604- 574-0481).

Does PLBC sell Medical Insurance?

Students that do not prearrange medical coverage will be charged approximately \$200/semester for medical coverage through a 3rd party insurance broker.

Does PLBC offer electives?

There are a number of electives available every semester. Look at the *Course Schedule* for courses that can fit your schedule/program.

When is Chapel and how can I get involved?

Students interested in participating in Chapel (i.e. playing an instrument, singing, running sound, etc.) can sign-up at the beginning of the semester to serve in this way. Practices are Monday afternoons and Chapel is every Thursday from 11:30am-12:30pm.

What do my student fees cover?

All students pay student fees based on the number of credits registered each semester. Student fees cover the cost of banquets, student planners, and subsidize other student events like the Fall Retreat and other fun events.

www.twitter.com/plbc





Local Area

SPORTING EVENTS

Surrey Eagles (Junior A Hockey)
Tickets are \$10 (20th Ave & 148th St.)
www.surreyeagles.ca

Vancouver Canucks (NHL)
Tickets are \$50+
www.canucks.com

BC Lions (CFL Football)
Tickets are \$20+
www.bclions.com

RECREATIONAL ACTIVITIES

Mt. Seymour
www.mtseymour.com

Grouse Mountain
www.grousemountain.com

Whistler-Blackcomb
www.whistler-blackcomb.com

Stanley Park (604.257.8400)

White Rock Online
www.whiterockonline.com

ENTERTAINMENT

CN IMAX Theatre
(1.800.582.4629)

PNE / PlayLand
www.pne.bc.ca

Science World BC
www.scienceworld.bc.ca

Vancouver Theatre Sports
www.vtssl.com

Strawberry Hill Cineplex
www.cineplex.com

SHOPPING

Guildford Mall
www.guildfordtowncentre.com

Metropolis (Metrotown)
metropolis.shopping.ca

Lonsdale Quay
www.lonsdalequay.com

Granville Island
www.granvilleisland.bc.ca

TOURISM CENTRES

Tourism Surrey
www.surreytourism.ca

Tourism Vancouver
www.tourismvancouver.com

Tourism British Columbia
www.hellobc.com

LOCAL PAPERS

The Leader
www.surreyleader.com

The Vancouver Sun
www.vancouver.sun.com

HOTELS

Sheraton Hotel (15 Minutes Away)
<http://sheraton.starwoodhotels.com>

Hampton Inn Langley (15 Minutes Away)
www.hamptoninnlangley.com

Ramada Inn (15 Minutes Away)
www.ramadalangleysurrey.com

TRANSITION TIPS

RESEARCH YOUR SETTING

Ask questions, search the internet, and get a better understanding of what is expected of you and what your surroundings will be like.

FIND A LOCAL CHURCH

Research ahead of time the local churches that you can get plugged into. The faster you find a local church to participate in, the better supported you will be.

SET GOALS

Write down your goals for the semester/year and stick to them. Get in a routine.

PUSH YOURSELF

Everyone dislikes uncomfortable situations, so get off the fence and meet new people, ask questions, and get involved.

SET A BUDGET

Finances are always an issue, especially with students, so set a realistic budget, track expenses, and stick to your goals.

WRITE A LIST

Write a list of everything that needs to be accomplished before, during, and after you move. Include items to bring and services you'll need (i.e. phone company to call, medical coverage, car insurance, etc.).

DOWNLOAD FORMS & MORE AT
WWW.PACIFCLIFE.EDU/DOWNLOADS

Starting Right

Now that you've received your acceptance letter you can begin to plan the next steps towards completing your program.

If you have any questions please call us toll free at 1-877-597-7522 or email us at plbc@pacificlifecollege.edu.

1. Submit your Application for Residence (if applicable).

Enclosed in your acceptance letter mail out you should have received an "Application for Residence". If you are planning on living on campus, you must get this in ASAP as space is limited. You must also include the \$150 reservation/damage deposit to ensure your space.

2. Contact your Program Counselor

The sooner you begin a relationship with them, the more organized you will be come Registration day. If you are an IMM student you will need to book an Assessment appointment.

3. Download and familiarize yourself with the latest Calendar.

Go to www.pacificlifecollege.edu/downloads to get the latest Calendar. You are responsible for attending important events leading up to Registration (i.e. Dorm Move In Day, Program Orientation, PLBC 101, New Student Registration, etc.)

4. Arrange your transportation.

Plan your trip (book tickets, plan your route, get directions, etc.). If applicable, request a pick-up at www.pacificlifecollege.edu/pickup. It's a good idea to check ahead of time to see if your desired arrival time is convenient for student life staff.

5. Arrange your Medical Insurance.

All students are required to have medical

insurance/coverage while attending PLBC. You will be required to give proof of your coverage at the time of your registration (bring supporting documents). Canadian students only need to bring their Provincial health care number (i.e. CareCard).

6. Research local churches.

We have compiled a list of local churches for you to research in advance at www.pacificlifecollege.edu/churches. Students are required to commit to a local church by the fifth Sunday of their first semester.

7. Confirm your plans with PLBC a week prior to your arrival.

It never hurts to confirm your plans with us to ensure the smoothest transition. Ask about your travel plans, residence application, etc.

8. Arrive on Move-In Day (if applicable).

Check the Calendar to arrive on Move-In Day. If your parents are needing to leave but want to arrange payment of your account they may stop by the College office and pay the base amount (extras will be billed to your account and are payable at time of Registration).

9. Attend Program Orientation.

This orientation is a short intro to all the programs PLBC has to offer and a quick explanation of the registration procedure. It is required for all new students. All new students enrolling in the IMM and YMI program are required to attend their program specific orientation as well.

11. Register for your courses.

You will need to know what courses you are taking (discover this with your program counselor and/or at their group program orientation) and have your advisor's

approval. You will also need to have your method of payment ready as well as your medical insurance information. Once you have everything ready you can sign-up for a registration appointment.

12. Attend Resident Orientation.

All dorm students are required to attend this orientation where the guidelines and dorm living philosophy are discussed.

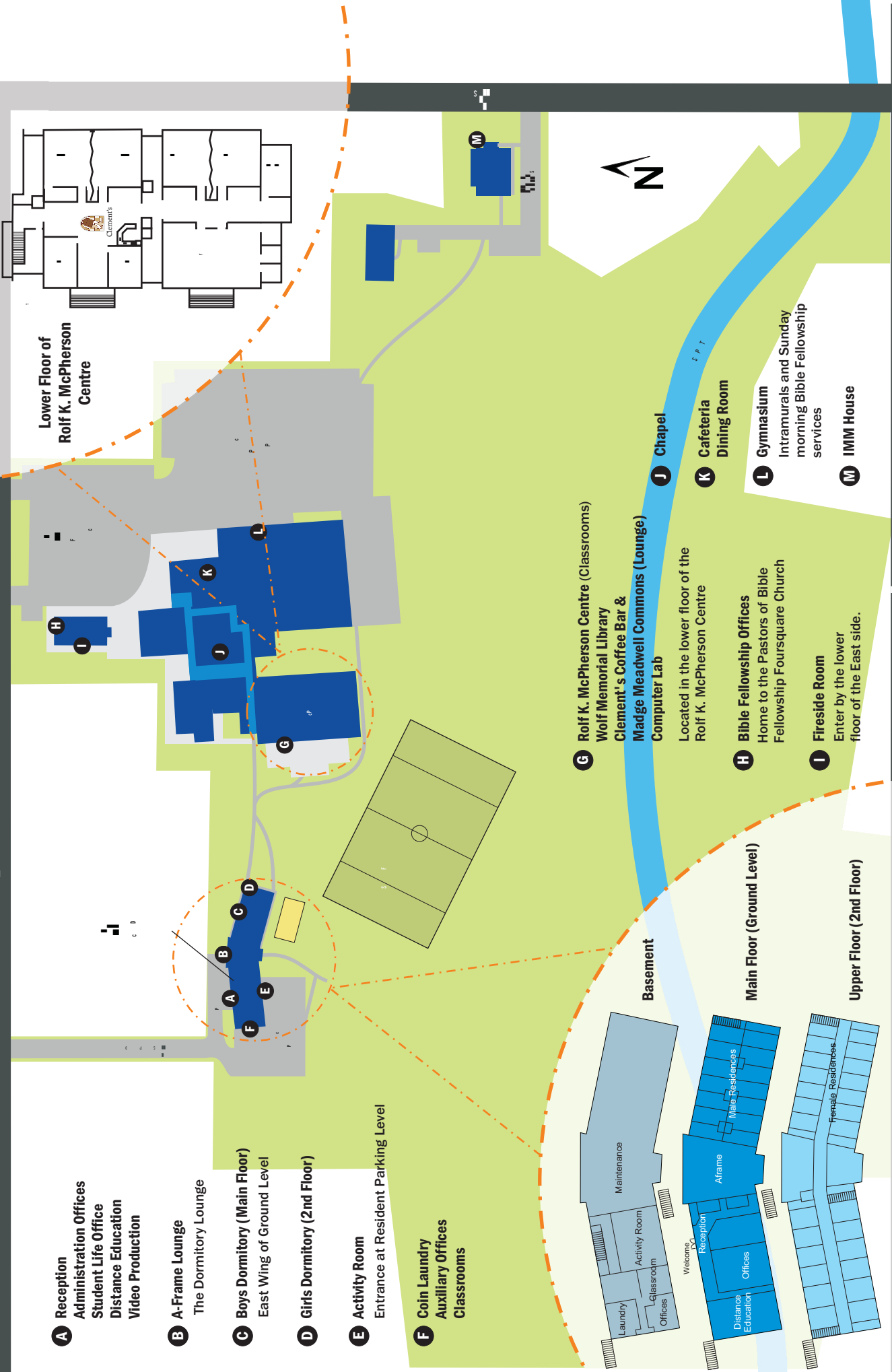
13. Attend PLBC 101.

All new students are required to attend PLBC 101. This is a fun, interactive, three hour orientation to all that is PLBC!

14. Book off the "Fall Retreat Weekend"

Every September we get away for a weekend where relational building and life focusing can take place. All full-time students (12 credits or more) are required to attend the retreat.

PLBC Campus Map



A Reception
Administration Offices
Student Life Office
Distance Education
Video Production

B A-Frame Lounge
The Dormitory Lounge

C Boys Dormitory (Main Floor)
East Wing of Ground Level

D Girls Dormitory (2nd Floor)

E Activity Room
Entrance at Resident Parking Level

F Coin Laundry
Auxiliary Offices
Classrooms

Maintenance
Activity Room
Classroom
Offices
Laundry

Welcome
Reception
Offices
Distance Education
A-frame

Male Residences
Female Residences

Basement

Main Floor (Ground Level)

Upper Floor (2nd Floor)

Lower Floor of
Rolf K. McPherson
Centre

G Rolf K. McPherson Centre (Classrooms)
Wolf Memorial Library
Clement's Coffee Bar &
Madge Meadowell Commons (Lounge)
Computer Lab

Located in the lower floor of the
Rolf K. McPherson Centre

H Bible Fellowship Offices
Home to the Pastors of Bible
Fellowship Foursquare Church

I Fireside Room
Enter by the lower
floor of the East side.

J Chapel

K Cafeteria
Dining Room

L Gymnasium
Intramurals and Sunday
morning Bible Fellowship
services

M IMM House

